

Wherever You Find Tables And Chairs

TABLES

sky

PRICE LIST

DELIVERED PRICING 01 FEBRUARY 2019

ADD 4%

JUMP TO PRICING ...

[CLICK HERE](#)

VERSTEEL

Prices

All prices are list price, delivered (48 contiguous United States), effective with date printed on cover and supersedes all other published price lists. Versteel reserves the right to change prices or specifications without prior notice. Normal delivery is on a dock-to-dock basis. Orders are accepted subject to price prevailing at time of shipment. Additional charges may apply on special requests noted on the customer's purchase order such as inside delivery, "call before," etc. Tables are available F.O.B. Jasper, Indiana 47546 – call for quotation. Orders less than \$1000 net will be subject to a \$100 minimum order charge (orders originating from Canada less than \$1125 net will be subject to a \$200 minimum order charge).

Acknowledgement

Orders are accepted, manufactured, and invoiced in accordance with the acknowledgement. Notify Versteel immediately of any discrepancies. Acknowledged orders may not be cancelled or modified without written consent from Versteel.

Orders

All orders must be received in writing, accompanied by final material and finish specifications for order entry.

CONTACT VERSTEEL

EMAIL contact@versteel.com
TELEPHONE 800 876 2120
812 634 2120
FACSIMILE 812 482 9318

MAILING ADDRESS

Versteel
2332 Cathy Lane
Jasper, IN 47546

Faxed orders are accepted. Duplicate orders that are received by mail (after having been faxed) and not marked "Confirmation" are the responsibility of the customer.

Telephone orders must be confirmed in writing within 24 hours, marked "Confirmation." Duplicate orders not marked "Confirmation" are the responsibility of the customer.

Credit

You are requested to enclose one bank reference and three trade references with your initial order.

Credit Cards

Versteel accepts Mastercard, Visa & AMEX credit card payment for invoiced sales. Credit card information must be presented along with the Sales Order (with a signed Credit Card Authorization Form attached). There is no cash discount extended to credit card orders. Credit cards will be charged at time of shipment. Versteel will not accept credit cards for payment of account balances.

Changes or Cancellation

Any change or cancellation to an order must be submitted in writing and confirmed by Versteel Customer Service before the change or cancellation is effective. Due to short lead times, any change or cancellation may result in charges if materials have entered the production process.

Packaging

Versteel has no crate or packaging charge on standard products. All items are packaged to ensure delivery in excellent condition under normal handling by freight personnel. Versteel reserves the right to bulk pack or skid load tops in large quantities.

Shipping Schedule*Standard Items*

Laminate, PVC Edge	3-5 WEEKS
Laminate, Wood Edge	3-5 WEEKS
Veneer, Wood Edge	6-8 WEEKS

Contact Versteel for special lead time requests.

Shipping

Shipping Class 250. Normal delivery is on a dock-to-dock basis. Special requests such as inside delivery, "call before," etc. should be noted on the customer's purchase order and are subject to additional charges. Sky tables are shipped assembled.

Orders shipping outside of the contiguous 48 United States will have shipping quoted as a separate item.

FOB ORIGIN, FREIGHT PREPAID

Versteel
2332 Cathy Lane
Jasper, IN 47546

Shipping Damage Claims

Legal title of merchandise passes to the buyer upon acceptance of the carrier. All cartons must be carefully inspected upon delivery. Details of visible damage should be noted on the delivery receipt. If concealed damage is discovered, the carrier must be notified within five (5) days. The buyer has the sole obligation of seeking recourse against the carrier.

Partial Shipments

Versteel makes every attempt to ship orders complete and on schedule. However, we reserve the right to make partial shipments as product is ready, in an effort to get your order to you as quickly as possible. Invoices covering these shipments are to be paid as they become due.

Returns

No return merchandise will be accepted without Versteel's written consent and shipping instructions. Unauthorized returns will not be accepted.

Terms

Terms are 1%, 10 days, net 30 days from date of invoice.

Warranty

All table and seating products manufactured by Versteel, are guaranteed by a Lifetime Warranty against defects in materials and workmanship from the date of purchase.

Electrical items manufactured by Versteel are guaranteed against defect for a period of five (5) years from date of purchase.

Electrical items not manufactured by Versteel are covered by the manufacturers under their specified warranty.

Consumables such as gas cylinders, casters and glides are covered for a period of one (1) year. Versteel will not cover labor costs associated with replacing the casters or glides.

Wood veneer is warranted for a period of ten (10) years. Natural variations in grain, color or texture of wood should not be construed as defects under this warranty.

Versteel will replace or repair (at our discretion) without cost to our customers any item manufactured by Versteel found to be defective as a result of defective material or workmanship. We will not, however, repair any item which is not properly installed, abused or subject to any use other than that which was originally intended. The warranty does not cover normal wear and tear of the product, which is expected over the course of ownership. Any repairs by the customer must receive specific written authorization from Versteel before being executed on location to receive proper reimbursement for associated costs. In no event shall liability under this warranty exceed the original purchase price.

Warranty on plastic laminates and upholstery is not covered by Versteel but is covered by laminate and textile manufacturers under their specified warranty only. All foams, fabrics and vinyls are prone to stretch and loosen over time through normal use. This natural effect, called puddling is covered for a period of one (1) year from the date of purchase.

There are no other warranties expressed or implied.

Care of Laminate Surfaces with PVC edge

Clean with a mild soap solution and rinse with clean, clear water. Wipe the entire surface, moving with the pattern and follow with a clean, dry soft cloth. When a wood edge exists, follow instructions found under "Care of Wood Edges and Veneer Surfaces" for edge.

Care of Wood Edges and Veneer Surfaces

Clean all surfaces frequently with water-dampened soft cloth, moving the cloth with the grain direction. Quickly buff dry. Immediately remove any liquids that come in contact with wood surfaces using a blotting action to absorb liquid. Lift objects to move them. Never pull them across the finished surface.

For an additional safeguard, use a protective surface pad. Doing so could ensure a lasting finish by protecting your furniture from possible damage caused by pens and sharp objects.

Avoid exposing furniture to extreme heat and cold or to wide humidity variances. Avoid exposing furniture to strong sunlight. Do not use soaps, commercial cleaners or harsh solvents (nail polish remover, acetates, etc.) as they will cause finish deterioration. If using a protective glass top, place spacer pads under the glass top to allow the wood to breathe.

Care of Powder Coat

Clean with a mild soap solution and rinse with clean, clear water. Wipe the entire surface and follow with a clean, dry cloth to buff dry.

Maintenance of Mechanical Parts

Clean any lint or debris from the moving parts of the tilt base mechanism. Do not apply lubricant. Mechanisms have been designed and tested to not require lubrication under normal conditions.

Objective

It is the objective of Versteel to adhere to Federal, State and local laws and codes, ordinances and regulations as may be applicable to control environmental risks, prevent harm to the public health and welfare, and to preserve our natural resources. Versteel acknowledges the necessity of commitment and hereby commits its resources of all levels of its management and all employees of the company to accomplish this objective.

Policy Statement

Each Versteel facility has the responsibility to:

Develop environmental policies which implement regulatory compliance requirements and provide management guidance and support with applicable environmental laws.

Train and motivate personnel to work in an environmentally acceptable manner and to understand and comply with government regulations within the scope of Versteel operations.

Communicate the importance of personal responsibility protection to all employees through formal training. Each employee will be aware of the environmental regulations applicable to their job functions, including limitations and functional restrictions of permits, spill control, emergency response actions, proper waste handling procedures, etc.

Communicate and continually assess relevant environmental developments on operations of the facilities and personnel.

Require sub-contractors or contractors (third parties working for, with, or on behalf of Versteel) to follow Versteel's environmental procedures while working within their facilities.

Make responsible personnel available at all times to carry out environmental procedures, especially under emergency situations.

Apply sound management practices and operating procedures.

Implement appropriate control technologies and process guidelines for preventive and corrective maintenance systems to minimize actual and potential environmental harm and exposures.

Communicate effectively with government and the public regarding serious environmental incidents should they ever occur.

Minimize the generation, emission or discharge of waste, and harmful or regulated substances and pollutants from operations to the extent most practical with laws and regulations. Ensure proper disposal of all waste.

Substitute materials or processes to allow the use of less hazardous substances where feasible.

Secure and maintain all environmental permits required for operation. Maintain up-to-date files of all environmental reporting requirements and make this information available for easy access at each operating facility.

Evaluate the causes behind any serious environmental incidents and establish procedures to avoid recurrence.

There is a sincere effort at Versteel to maintain our responsibility to the environment and to our employees. We are mindful of the effectiveness and improvements required to ensure environmentally safe conditions and to preserve our natural resources.

We pride ourselves on exceeding the standards set forth by federal, state and local codes.

Our electroplating plant consistently earns local annual environmental awards, and all of our products have met the requirements for Intertek Green Leaf VOC/VOC+ certification.



At Versteel, we feel it is our responsibility as a manufacturer to build products in a manner that promotes a safe and healthy environment for everyone. We maintain detailed information regarding the environmental impact of all Versteel products. If you have questions regarding our environmental policy or would like more information, please contact Versteel Customer Service at 800.876.2120.


Base Styles

The Sky Adjustable Height Table is available in five base styles to coordinate with the following table series: Brattice, Eliga, Performance, Skware, and Vela. The rectangle tables offer T or cantilever bases. The round and square tops utilize fixed X bases. Columns are round on all base styles except the Eliga and Skware X base (round and square tables), which have a square column.

Sky bases are intended to coordinate with fixed height tables in other series. Bottom rails will match fixed-height tables; however, the column may differ to accommodate the adjustable height mechanism.

Base Materials

The base is available in Versteel's standard powder coat offering or studio steel. Tables are not available in Chrome or Nickel.

Casters

Rectangle tables are standard with two locking casters on the user side and two non-locking casters on the approach side. X bases are standard with four locking casters. Optional glides are available at no upcharge.

Dual Wheel, black 2" diameter casters are standard on Brattice, Eliga, Performance, and Skware base styles. The Vela base includes the series-specific, unique Vela-profile 3" diameter casters. Each caster is fitted to a reinforced caster receiver.

Tops

All tops are 1 1/4" thick. Rectangular tops are offered with fixed or slim-tilt bases. Tables must be in lowest position to tilt. Round and square tops are fixed only.

Adjustable Height

Sky Adjustable Height tables offer infinite adjustability - from sit to stand or anywhere in between. Tables with casters (standard) have a 29" to 42" height range. Tables with glides have a 27" to 40" height range. Tables with casters are ADA compliant.

Wire Management

The slim-tilt tables include two clear plastic wire managers which are formed to create a J channel. In addition to housing wires, these channels also act as a bumper between nested tables to prevent table top damage.

Quality Standards

All Versteel table bases are constructed to pass the industry test standards set forth by BIFMA. For more detailed specifications by series and base style, contact Versteel Customer Service at 800.876.2120.



Manufacturer certifies
that products meet or
exceed applicable
ANSI/BIFMA standards
and testing.



Manufacturer certifies that products conform to UL Std 962 and are certified to Canadian standard CSA T.I.L No. A-30.



Manufacturer certifies that products meet or exceed applicable ANSI/BIFMA standards and testing.

Laminate and Veneer, Standard Core Construction

The standard top construction consists of 45-50 lb particleboard, surfaced with a high pressure laminate or veneer face. A backer sheet is laminated to the under side of the top.



PVC Flat or Fluted Edge

Edge of 2mm PVC hot melt banded to the top with 1/8" radius at the top and bottom. Corners with 1 1/2" radius or square corners are available.

Offered in twenty-one (21) standard colors.



Wood Flat or Fluted Edge

Wood banding hot melt banded to the top with 1/8" radius at the top and bottom. Corners with 1 1/2" radius or square corners are available.

Offered in Maple, Walnut or Cherry materials.



Bumper Edge

Exposed ply core banding with rubberized 5/8" width bumper in the center of profile. Corners have a 1 1/2" radius.

Offered in black bumper standard color.

Sample Product Number Construction:

1

Choose your base model, including a top and edge style.

2

Specify the base finish, laminate or veneer code, and edge color.

3

a. Indicate selected base options.

b. Indicate selected top options.

c. Indicate selected power and data options.

d. Indicate selected wire management options.

base model

SKVE TC 2448 RE ST LP2R

product line

base style

top size

top shape

table function

top, edge & corner

finish selections

SN / TW D354-60 / SN

base finish

top laminate manufacturer & laminate code

edge color

options

/ / / /

base option(s)

top option(s)

power option(s)

wire option(s)

An **SKVETC 2448REST** is a Sky table with cantilever slim-tilt Vela style base with a laminate 1 1/4" thick top with a PVC edge and radius corners.

The codes **SN / TW D354-60 / SN** specify a Snow base, Wilsonart D354-60 Designer White laminate and the PVC edge in Snow.

Base Model **SKVETC 2448REST LP2R**



Orders may be sent via:

MAILING ADDRESS

Versteel
2332 Cathy Lane
Jasper, IN 47546

CONTACT VERSTEEL

EMAIL	contact@versteel.com
TELEPHONE	800 876 2120
	812 634 2120
FACSIMILE	812 482 9318

Studio Steel

Versteel's "urban fabrication" process leaves the telltale signs of welding and assembly on the surface, highlighting a manufacturing aesthetic. Choosing a clear or transparent powder coat is recommended, allowing tonal striations (created as a result of extreme heat), natural textures, and the inherent qualities of raw steel to show through.

Studio Steel Process.....\$120

Powder Coat Finishes

All powder coat finishes in the Versteel offering have been formulated with the use of epoxy, polyester or epoxy and polyester blends to maximize the finish durability.

Powder Coat Finish Options

Powder Coat - Standard n/c
Powder Coat - Premium\$120*

Standard Powder Coat Colors & Codes

Alabaster.....AB	Graphite.....GR
Alloy.....AY	Ice.....IC
Anthracite.....AN	Latte.....LA
☛ Barley.....BA	Limestone.....LI
Black Anodized...BL	☛ Matte.....ME
Bronze.....BR	Mica.....MI
Cappuccino.....CU	Nimbus.....NM
Caramel.....CL	☛ Obsidian.....OB
Carbon.....CO	☛ Pacific.....PA
☛ Chamois.....CA	Pearl.....PE
Champagne.....CM	☛ Pesto.....PS
Chicory.....CC	☛ *Platinum.....PM
☛ Cinder.....CI	☛ Raven.....RV
Coffee.....CF	☛ Satin.....SI
☛ Copper.....CP	Silver.....SV
☛ Crystal.....CR	Snow.....SN
Cypress.....CS	Steel.....SL
☛ Dijon.....DJ	Stone.....SO
Ebony.....EB	Storm.....SM
Fossil.....FS	Twilight.....TW
☛ Garnet.....GA	Powder Coat
☛ Gold.....GO	Alternative.....OPA

*Platinum Powder Coat is available with a \$360 upcharge

Transparent Powder Coats (indicated by ☛)

Please note that the transparent characteristics of these powders allow all natural welds and textures inherent to raw steel to be visible.

Premium Powder Coats (indicated by ☛)

Versteel's premium process uses specially formulated powder coats for a truly unique color palette.

Standard Laminates

Versteel's standard offering of laminates includes over 900 laminates from Wilsonart, Formica, Nevamar and Pionite.

Laminate manufacturers change standard offerings frequently, and it is possible that a standard product can become unavailable. Versteel cannot be responsible for any inconvenience this may cause.

Edges

Sky table edges are available in PVC and wood.

- PVC provides hot melt applied in a continuous band around the surface.
- Wood banding is a multi-ply wood band in cherry, maple or walnut.

Standard PVC Edge Colors & Codes

Alabaster.....AB	Nimbus.....NM
Alloy.....AY	Pearl.....PE
Bronze.....BR	Snow.....SN
Carbon.....CO	Steel.....SL
Champagne.....CM	Stone.....SO
Chicory.....CC	Storm.....SM
Ebony.....EB	Twilight.....TW
Fossil.....FS	Sugar Maple.....SU
Graphite.....GR	Millwork Cherry...MC
Ice.....IC	Espresso Walnut...EW
Limestone.....LI	

Veneer & Wood Finishes

Versteel tables are available with standard cherry, maple and walnut veneers and edges.

Standard Wood Finishes

Caramel Maple.....CM
Solar Maple.....SA
Sugar Maple.....SU
Blossom Cherry.....BC
Cordovan Cherry.....CN
Golden Cherry.....GN
Java Cherry.....JA
Millwork Cherry.....MC
Brighton Walnut.....BW
Espresso Walnut.....EW
Natural Walnut.....NA
Beach.....BE
Chestnut.....CZ
Fawn.....FA
Drift.....DR
Fog.....FG
Stain Finish Match.....OSM

Finish Reference & Samples

For finish color reference, please refer to Versteel's finish card. Contact Versteel to receive actual color samples for color matches and final color approval.

Base Options**Base Glides****No Charge**

Specify code **BGI** (Glides), no additional charge

Base Glides replace standard casters. There is no change in price when selecting this option, however the overall table height is reduced by 2". Tables are not ADA compliant when selecting the Base Glide option.

**Top Options****Top Custom Cutout****\$87 / Cutout**

Specify code **TCC** (Top Custom Cutout), add \$87.00 list per cutout

Top Custom Cutout requires a drawing for production and is subject to approvals.

Grommets**Round Grommet - \$55 / each**

Specify code **WR_** (Round Grommet - Location _), add \$55.00 list per grommet

Round Grommets are 3" black grommets with an inside dimension of 2 1/4". Round grommets are factory installed in the specified location. Includes two-piece black insert.

**Oval Brush Grommet - \$70 / each**

Specify code **WO_** (Oval Brush Grommet - Location _), add \$70.00 list per grommet

Oval Brush Grommets are 3" x 7 1/2" black grommets with a brush insert cord access dimension of 1 1/2" x 4". Oval brush grommets are factory installed in the specified location.

**1 Grommet - Location A**

Round Grommet - Specify code **WRA**, add \$55.00 list per table



Oval Brush Grommet - Specify code **WOA**, add \$70.00 list per table

1 grommet is factory installed in the front center location of the top.

2 Grommets - Location E

Round Grommet - Specify code **WRE**, add \$110.00 list per table



Oval Brush Grommet - Specify code **WOE**, add \$140.00 list per table

2 grommets are factory installed in the front corner locations of the top.

Wire Management**Cable Hook Legway****\$86 / set of 2**

Specify code **WCK** (Cable Hook Legway), add \$86.00 list per table

Cable Hook Legways are translucent plastic and slide up the leg from the bottom. Clips are located on the outside of the hook to carry the wires from the underside of the table top to the power and data source, while maintaining visibility of the wires.



NOTE CABLE HOOK LEGWAY (WCK) MAY BE SPECIFIED WITH ANY BASE USING A 2" DIAMETER ROUND COLUMN

Basket - Under Top Mount**\$70 / basket**

Specify code **WBT** (Basket - Under Top Mount), add \$70.00 list per basket

The under top mount basket is J-shaped, made of form resistance welded wire and powder coated black. Inside dimensions are 2 1/2" x 2 1/2". Other options specified on the table dictate the length of the basket. May be specified on tables with fixed bases. Slim-tilt tables include two clear plastic wire managers as a standard. Maximum length is 18".

**Plastic Runner - Under Top Mount****\$120 / runner**

Specify code **WRT** (Plastic Runner - Under Top Mount), add \$120.00 list per runner

The under top mount plastic runner is a J-shaped channel made of black PVC. Inside dimension is 1 3/8". Lengths coordinate with tables up to 96". The plastic runner mounts under the top, at the front edge (approach side) of the table. May be specified on tables with fixed bases. Slim-tilt tables include two clear plastic wire managers as a standard.



Powder Coat Alternative
Call for quotation

Specify code **OPA** (Powder Coat Alternative), add cost from Versteel quotation

Powder Coat Alternative is available from Versteel. The entire RAL color reference along with hundreds of other colors and finishes are available.

For Powder Coat Alternative matching, you must supply a color reference sample, or an RAL number. Versteel will review the sample for possible existing colors available and send a sample for customer approval. If no color match exists, a custom match can be developed. Call Versteel Customer Service for associated upcharges on custom color development.

NOTE CUSTOM COLOR MATCHING APPROVALS MAY AFFECT STANDARD PRODUCTION SCHEDULES

Special Laminate
Call for quotation

Specify code **TSP** (Special Laminate), indicate the quoted charges per table

Special laminates and patterns can be specified as an option on Sky. To specify, contact Versteel for availability and pricing.

NOTE LAMINATES IN STANDARD COLORS AND TEXTURES FROM FORMICA, NEVAMAR, PIONITE AND WILSONART ARE STANDARD

CAUTION Laminate manufacturers change standard offerings frequently, and it is possible that a standard product can become unavailable. Versteel cannot be responsible for any inconvenience this may cause.

Custom PVC Color Match
Call for quotation / one time charge per color, per order

Specify code **OCF** (Custom PVC Color Match), add cost from Versteel quotation

PVC Color Match can be the selection of a color that is available from a Versteel supplier or a new custom color developed for the order. Minimum footage requirements mean that the amount of material needed for your order will effect the cost.

For PVC Color Matching you must supply a color reference sample. Versteel will review the sample for possible existing colors available and send a sample for customer approval. If no color match exists, a custom match will be developed and sampled for customer approval before a production schedule is established.

NOTE CUSTOM COLOR MATCHING APPROVALS MAY AFFECT STANDARD PRODUCTION SCHEDULES

Stain Finish Match
\$734 / one time charge per finish, per order

Specify code **OSM** (Stain Finish Match), add \$734.00 list per finish, per order

Alternative Stain Finishes are available for veneer and wood edged tops.

For Stain Finish Matching you must supply two 4" x 4" finish color and grain reference samples. An expertly finish matched sample will be provided for customer approval.

NOTE CUSTOM COLOR MATCHING APPROVALS MAY AFFECT STANDARD PRODUCTION SCHEDULES

Veneer or Wood Edge Alternatives

For veneer or wood edge requirements other than our standard sliced cherry, maple or walnut, contact Versteel Customer Service with the specifications of the materials you would like to specify.

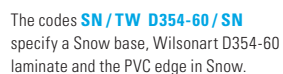
NOTE VENEER OR WOOD EDGE ALTERNATIVES APPROVAL MAY AFFECT STANDARD PRODUCTION SCHEDULES

Wood Finish Alternatives

For veneer tables with wood finish alternative fill levels, contact Versteel Customer Service. Finish fill levels of semi-filled or full-filled are available on most species (oak veneer's natural pore grain does not allow the application of full-fill finish).

NOTE WOOD FINISH ALTERNATIVE APPROVAL MAY AFFECT STANDARD PRODUCTION SCHEDULES













Top Options	Code	Price
Special Laminate	TSP	\$ call
Custom Cutout (per cutout)	TCC	\$ 87








Questions?
1.800.876.2120

Black = Fixed Bases

<div>Questions?</div> <div>1.800.876.2120</div> <div>Black = Fixed Bases</div>				top > edge >	Laminate PVC	Laminate 3mm Wood	Laminate Soft PVC	Veneer Wood
					Flat 	Flat 	Bumper 	Flat 
				edge ordering code (radius corner) > or edge ordering code (square corner) > top thickness >	LP2R or LP2S 1 ¼"	LW2R or LW2S 1 ¼"	LB2R 1 ¼"	VW2R or VW2S 1 ¼"
					Fluted 	Fluted 		Fluted 
				edge ordering code (radius corner) > or edge ordering code (square corner) > top thickness >	LPF2R or LPF2S 1 ¼"	LWF2R or LWF2S 1 ¼"		VWF2R or VWF2S 1 ¼"
				top thickness price >	1 ¼"	1 ¼"	1 ¼"	
Base Style	Table Description	Model #	Product Wt					
	Brattice	30 Fix	SKBRX1 30SQFX	67	2046	2305	2874	
		36 Fix	SKBRX1 36SQFX	81	2082	2419	3100	
	Performance	24 Fix	SKPEX1 24SQFX	44	1849	2073	2520	
		30 Fix	SKPEX1 30SQFX	56	1922	2174	2727	
		36 Fix	SKPEX1 36SQFX	76	2079	2406	3066	
		40 Fix	SKPEX1 40SQFX	94	2236	2637	3352	
	Skware	30 Fix	SKSRX1 30SQFX	67	2046	2305	2874	
		36 Fix	SKSRX1 36SQFX	81	2082	2419	3100	
	Vela	30 Fix	SKVEX1 30SQFX	57	1996	2255	2825	
		36 Fix	SKVEX1 36SQFX	75	2175	2512	3192	
		40 Fix	SKVEX1 40SQFX	90	2338	2748	3484	
	Eliga	24 Fix	SKEGX1 24SQFX	43				
		30 Fix	SKEGX1 30SQFX	54				
		36 Fix	SKEGX1 36SQFX	70				
		40 Fix	SKEGX1 40SQFX	88				

Sample Product
Number Construction:

- 1 Choose your base model, including a top & edge style.
- 2 Specify the base finish, laminate or veneer code, and edge color.
- 3 a. Indicate selected base options.
b. Indicate selected top options.

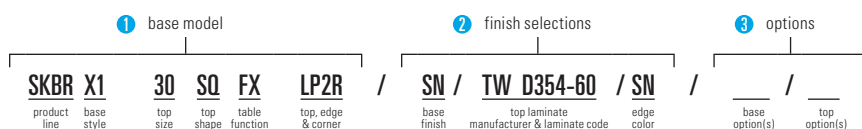
Laminate PVC	Laminate 3mm Wood	Veneer Wood
Flat 	Flat 	Flat 
LP2S	LW2S	VW2S
1 ¼"	1 ¼"	1 ¼"
1 ¼"	1 ¼"	1 ¼"
1975	2250	2769
2082	2427	3037
2210	2624	3143
2396	2876	3543

Base Options	Code	Price
Base Glides	BG1	\$ n/c

Finish Options	Code	Price
Powder Coat - Standard		\$ n/c
Powder Coat - Premium		\$ 120
Platinum		\$ 360

Eliga: Transparent Powder Coat available by sample approval

Top Options	Code	Price
Special Laminate	TSP	\$ call
Custom Cutout (per cutout)	TCC	\$ 87



An **SKBRX1 30SQFX LP2R** is a Sky 30" square table with fixed Brattice style base and a laminate 1 ¼" thick top with a PVC edge and radius corners.

The codes **SN / TW D354-60 / SN** specify a Snow base, Wilsonart D354-60 laminate and the PVC edge in Snow.

Sky
Rectangle
Brattice Style Base



ADD 4%








WHEREVER YOU FIND TABLES AND CHAIRS VERSTEEL

Questions?
1.800.876.2120

Black = Fixed Bases
Blue = Slim-Tilt Bases

Brattice Style



				top > edge >	Laminate PVC	Laminate 3mm Wood	Laminate Soft PVC	Veneer Wood
					Flat 	Flat 	Bumper 	Flat 
edge ordering code (radius corner) > or edge ordering code (square corner) > top thickness >					LP2R or LP2S 1 1/4"	LW2R or LW2S 1 1/4"	LB2R 1 1/4"	VW2R or VW2S 1 1/4"
					Fluted 	Fluted 		Fluted 
edge ordering code (radius corner) > or edge ordering code (square corner) > top thickness >					LPF2R or LPF2S 1 1/4"	LWF2R or LWF2S 1 1/4"		VWF2R or VWF2S 1 1/4"
top thickness price >					1 1/4"	1 1/4"		1 1/4"
Brattice Style	Table Description	Model #	Product Wt					
T1	24 x 36 Fix	SKBRT1 2436REFX	63	2415		2730		
	24 x 36 Slim-Tilt	SKBRT1 2436REST	63	2773		3088		
	24 x 42 Fix	SKBRT1 2442REFX	74	2440		2786		
	24 x 42 Slim-Tilt	SKBRT1 2442REST	74	2799		3145		
	24 x 48 Fix	SKBRT1 2448REFX	84	2504		2818		3394
	24 x 48 Slim-Tilt	SKBRT1 2448REST	84	2862		3177		3754
	24 x 60 Fix	SKBRT1 2460REFX	105	2563		2955		3575
	24 x 60 Slim-Tilt	SKBRT1 2460REST	105	2919		3313		3931
	30 x 36 Fix	SKBRT1 3036REFX	79	2510		2857		
	30 x 36 Slim-Tilt	SKBRT1 3036REST	79	2870		3217		
	30 x 42 Fix	SKBRT1 3042REFX	92	2523		2790		3369
	30 x 42 Slim-Tilt	SKBRT1 3042REST	92	2904		3282		
	30 x 48 Fix	SKBRT1 3048REFX	105	2601		2929		3582
	30 x 48 Slim-Tilt	SKBRT1 3048REST	105	2958		3287		3941
TC	24 x 36 Fix	SKBRTC 2436REFX	63	2415		2730		
	24 x 36 Slim-Tilt	SKBRTC 2436REST	63	2773		3088		
	24 x 42 Fix	SKBRTC 2442REFX	74	2440		2786		
	24 x 42 Slim-Tilt	SKBRTC 2442REST	74	2799		3145		
	24 x 48 Fix	SKBRTC 2448REFX	84	2504		2818		3394
	24 x 48 Slim-Tilt	SKBRTC 2448REST	84	2862		3177		3754
	24 x 60 Fix	SKBRTC 2460REFX	105	2563		2955		3575
	24 x 60 Slim-Tilt	SKBRTC 2460REST	105	2919		3313		3931

Sample Product
Number Construction:

- 1 Choose your base model, including a top & edge style.
- 2 Specify the base finish, laminate or veneer code, and edge color.
- 3 a. Indicate selected base options.
b. Indicate selected top options.
c. Indicate selected power and data options.
d. Indicate selected wire management options.



Base Options	Code	Price
Base Glides	BG1	\$ n/c

Finish Options	Code	Price
Powder Coat - Standard		\$ n/c
Powder Coat - Premium		\$ 120
Platinum		\$ 360

Top Options	Code	Price
Special Laminate	TSP	\$ call
Custom Cutout (per cutout)	TCC	\$ 87

Power & Data Options
Please reference the Power & Data Price List

Wire Management Options	Code	Price
Basket, Under Top Mount*	WBT	\$ 70
Plastic Runner, Under Top Mount*	WRT	\$ 120
Cable Hook Legway	WCK	\$ 86
1 Oval Brush Grommet - Location A	WOA	\$ 70
2 Oval Brush Grommets - Location E	WOE	\$ 140
1 Oval Brush Grommet - Provide Location Print	WOG	\$ 70
1 Round Grommet - Location A	WRA	\$ 55
2 Round Grommets - Location E	WRE	\$ 110
1 Round Grommet - Provide Location Print	WRG	\$ 55

*Available on fixed rectangle tables only



An **SKBRT1 2460REST LP2R** is a Sky 24" x 60" rectangle table with slim-tilt Brattice T1 style base and a laminate 1 1/4" thick top with a PVC edge and radius corners.

The codes **SN/TW D354-60/SN** specify a Snow base, Wilsonart D354-60 laminate and the PVC edge in Snow.

Sky
Rectangle
Eliga Style Base



ADD 4%

WHEREVER YOU FIND TABLES AND CHAIRS VERSTEEL

Questions?

1.800.876.2120

Black = Fixed Bases
Blue = Slim-Tilt Bases

top > edge >	Laminate PVC	Laminate 3mm Wood
	Flat 	Flat
edge ordering code (square corner) >	LP2S	LW2S
top thickness >	1 1/4"	1 1/4"

Eliga Style	Table Description	Model #	Product Wt	top thickness price >	
				1 1/4"	1 1/4"
	T1 24 x 36 Fix	SKEGT1 2436REFX	63	2527	2797
	24 x 36 Slim-Tilt	SKEGT1 2436REST	63	2910	3181
	24 x 42 Fix	SKEGT1 2442REFX	74	2552	2853
	24 x 42 Slim-Tilt	SKEGT1 2442REST	74	2935	3235
	24 x 48 Fix	SKEGT1 2448REFX	84	2598	2931
	24 x 48 Slim-Tilt	SKEGT1 2448REST	84	2982	3315
	24 x 60 Fix	SKEGT1 2460REFX	105	2660	3076
	24 x 60 Slim-Tilt	SKEGT1 2460REST	105	2982	3315
	30 x 36 Fix	SKEGT1 3036REFX	79	2651	2935
	30 x 36 Slim-Tilt	SKEGT1 3036REST	79	3035	3319
	30 x 42 Fix	SKEGT1 3042REFX	92	2684	3000
	30 x 42 Slim-Tilt	SKEGT1 3042REST	92	3069	3384
	30 x 48 Fix	SKEGT1 3048REFX	105	2693	3039
	30 x 48 Slim-Tilt	SKEGT1 3048REST	105	3077	3424
	30 x 60 Fix	SKEGT1 3060REFX	132	2756	3202
	30 x 60 Slim-Tilt	SKEGT1 3060REST	132	3138	3583
	TC 24 x 36 Fix	SKEGTC 2436REFX	63	2527	2797
	24 x 36 Slim-Tilt	SKEGTC 2436REST	63	2910	3181
	24 x 42 Fix	SKEGTC 2442REFX	74	2552	2853
	24 x 42 Slim-Tilt	SKEGTC 2442REST	74	2935	3235
	24 x 48 Fix	SKEGTC 2448REFX	84	2598	2931
	24 x 48 Slim-Tilt	SKEGTC 2448REST	84	2982	3315
	24 x 60 Fix	SKEGTC 2460REFX	105	2660	3076
	24 x 60 Slim-Tilt	SKEGTC 2460REST	105	2982	3315

Sample Product
Number Construction:

- 1 Choose your base model, including a top & edge style.
- 2 Specify the base finish, laminate or veneer code, and edge color.
- 3 a. Indicate selected base options.
b. Indicate selected top options.
c. Indicate selected power and data options.
d. Indicate selected wire management options.

**Base Options**

	Code	Price
Base Glides	BG1	\$ n/c

Finish Options

	Code	Price
Powder Coat - Standard		\$ n/c
Powder Coat - Premium		\$ 120
Platinum		\$ 360
Transparent Powder Coat available by sample approval		

Top Options

	Code	Price
Special Laminate	TSP	\$ call
Custom Cutout (per cutout)	TCC	\$ 87

Power & Data Options

Please reference the Power & Data Price List

Wire Management Options

	Code	Price
Basket, Under Top Mount*	WBT	\$ 70
Plastic Runner, Under Top Mount*	WRT	\$ 120
Cable Hook Legway	WCK	\$ 86
1 Oval Brush Grommet - Location A	WOA	\$ 70
2 Oval Brush Grommets - Location E	WOE	\$ 140
1 Oval Brush Grommet - Provide Location Print	WOG	\$ 70
1 Round Grommet - Location A	WRA	\$ 55
2 Round Grommets - Location E	WRE	\$ 110
1 Round Grommet - Provide Location Print	WRG	\$ 55

*Available on fixed rectangle tables only



An **SKEGT1 2460REST LP2S** is a Sky 24" x 60" rectangle table with slim-tilt Eliga T1 style base and a laminate 1 1/4" thick top with a PVC edge and square corners.

The codes **SN/TW D354-60/SN** specify a Snow base, Wilsonart D354-60 laminate and the PVC edge in Snow.










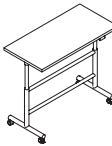
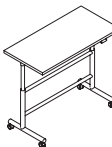
Questions?

1.800.876.2120

Black = Fixed Bases

Blue = Slim-Tilt Bases

top > edge >	Laminate PVC	Laminate 3mm Wood	Laminate Soft PVC	Veneer Wood
	Flat 	Flat 	Bumper 	Flat 
edge ordering code (radius corner) > or edge ordering code (square corner) > top thickness >	LP2R or LP2S 1 ¼"	LW2R or LW2S 1 ¼"	LB2R 1 ¼"	VW2R or VW2S 1 ¼"
	Fluted 	Fluted 		Fluted 
edge ordering code (radius corner) > or edge ordering code (square corner) > top thickness >	LPF2R or LPF2S 1 ¼"	LWF2R or LWF2S 1 ¼"		VWF2R or VWF2S 1 ¼"
top thickness price >	1 ¼"	1 ¼"	1 ¼"	1 ¼"

Performance Style	Table Description	Model #	Product Wt	top thickness price >			
				1/4	1/4	1/4	
	T1	24 x 36 Fix	SKPET1 2436REFX	63	2332	2647	
		24 x 36 Slim-Tilt	SKPET1 2436REST	63	2682	2997	
		24 x 42 Fix	SKPET1 2442REFX	74	2388	2695	3253
		24 x 42 Slim-Tilt	SKPET1 2442REST	74	2707	3054	
		24 x 48 Fix	SKPET1 2448REFX	84	2406	2714	3272
		24 x 48 Slim-Tilt	SKPET1 2448REST	84	2758	3064	3625
		24 x 60 Fix	SKPET1 2460REFX	105	2463	2844	3445
		24 x 60 Slim-Tilt	SKPET1 2460REST	105	2814	3196	3797
		30 x 36 Fix	SKPET1 3036REFX	79	2418	2764	
		30 x 36 Slim-Tilt	SKPET1 3036REST	79	2769	3116	
		30 x 42 Fix	SKPET1 3042REFX	92	2419	2677	3239
		30 x 42 Slim-Tilt	SKPET1 3042REST	92	2803	3181	
		30 x 48 Fix	SKPET1 3048REFX	105	2493	2811	3446
		30 x 48 Slim-Tilt	SKPET1 3048REST	105	2844	3162	3797
		30 x 60 Fix	SKPET1 3060REFX	132	2550	2957	3638
		30 x 60 Slim-Tilt	SKPET1 3060REST	132	2898	3306	3988
	TC	24 x 36 Fix	SKPETC 2436REFX	63	2332	2647	
		24 x 36 Slim-Tilt	SKPETC 2436REST	63	2682	2997	
		24 x 42 Fix	SKPETC 2442REFX	74	2388	2695	3253
		24 x 42 Slim-Tilt	SKPETC 2442REST	74	2707	3054	
		24 x 48 Fix	SKPETC 2448REFX	84	2406	2714	3272
		24 x 48 Slim-Tilt	SKPETC 2448REST	84	2758	3064	3625
		24 x 60 Fix	SKPETC 2460REFX	105	2463	2844	3445
		24 x 60 Slim-Tilt	SKPETC 2460REST	105	2814	3196	3797

**Sample Product
Number Construction:**

- 1 Choose your base model, including a top & edge style.
- 2 Specify the base finish, laminate or veneer code, and edge color.
- 3
 - a. Indicate selected base options.
 - b. Indicate selected top options.
 - c. Indicate selected power and data options.
 - d. Indicate selected wire management options.



Base Options	Code	Price
Base Glides	BG1	\$ n/c

Finish Options	Code	Price
Powder Coat - Standard		\$ n/c
Powder Coat - Premium		\$ 120
Platinum		\$ 360

Top Options	Code	Price
Special Laminate	TSP	\$ call
Custom Cutout (per cutout)	TCC	\$ 87

Power & Data Options
Please reference the Power & Data Price List

Wire Management Options	Code	Price
Basket, Under Top Mount*	WBT	\$ 70
Plastic Runner, Under Top Mount*	WRT	\$ 120
Cable Hook Legway	WCK	\$ 81
1 Oval Brush Grommet - Location A	WOA	\$ 70
2 Oval Brush Grommets - Location E	WOE	\$ 132
1 Oval Brush Grommet - Provide Location Print	WOG	\$ 70
1 Round Grommet - Location A	WRA	\$ 55
2 Round Grommets - Location E	WRE	\$ 110
1 Round Grommet - Provide Location Print	WRG	\$ 55

*Available on fixed rectangle tables only



An **SKPET1 2460REST LP2R** is a Sky 24" x 60" rectangle table with slim-tilt Performance T1 style base and a laminate 1 1/4" thick top with a PVC edge and radius corners.

The codes **SN/TW D354-60/SN** specify a Snow base, Wilsonart D354-60 laminate and the PVC edge in Snow.

Sky
Rectangle
Skware Style Base



ADD 4%

WHEREVER YOU FIND TABLES AND CHAIRS VERSTEEL








Questions?

1.800.876.2120

Black = Fixed Bases
Blue = Slim-Tilt Bases

Skware Style



	top > edge >	Laminate PVC	Laminate 3mm Wood	Laminate Soft PVC	Veneer Wood		
		Flat 	Flat 	Bumper 	Flat 		
		edge ordering code (radius corner) > or edge ordering code (square corner) > top thickness >	LP2R or LP2S 1 ¼"	LW2R or LW2S 1 ¼"	LB2R 1 ¼"	VW2R or VW2S 1 ¼"	
			Fluted 	Fluted 		Fluted 	
		edge ordering code (radius corner) > edge ordering code (square corner) > top thickness >	LPF2R or LPF2S 1 ¼"	LWF2R or LWF2S 1 ¼"		VWF2R or VWF2S 1 ¼"	
		top thickness price >	1 ¼"	1 ¼"		1 ¼"	
		Table Description	Model #	Product Wt			
		24 x 36 Fix	SKSRT1 2436REFX	63	2415	2730	
		24 x 36 Slim-Tilt	SKSRT1 2436REST	63	2773	3088	
		24 x 42 Fix	SKSRT1 2442REFX	74	2440	2786	
24 x 42 Slim-Tilt	SKSRT1 2442REST	74	2799	3145			
24 x 48 Fix	SKSRT1 2448REFX	84	2504	2818	3394		
24 x 48 Slim-Tilt	SKSRT1 2448REST	84	2861	3176	3753		
24 x 60 Fix	SKSRT1 2460REFX	105	2563	2955	3575		
24 x 60 Slim-Tilt	SKSRT1 2460REST	105	2919	3310	3930		
30 x 36 Fix	SKSRT1 3036REFX	79	2510	2857			
30 x 36 Slim-Tilt	SKSRT1 3036REST	79	2870	3217			
30 x 42 Fix	SKSRT1 3042REFX	92	2523	2790	3369		
30 x 42 Slim-Tilt	SKSRT1 3042REST	92	2904	3282			
30 x 48 Fix	SKSRT1 3048REFX	105	2601	2929	3582		
30 x 48 Slim-Tilt	SKSRT1 3048REST	105	2956	3286	3939		
30 x 60 Fix	SKSRT1 3060REFX	132	2657	3077	3778		
30 x 60 Slim-Tilt	SKSRT1 3060REST	132	3014	3436	4137		
24 x 36 Fix	SKSRTC 2436REFX	63	2415	2730			
24 x 36 Slim-Tilt	SKSRTC 2436REST	63	2773	3088			
24 x 42 Fix	SKSRTC 2442REFX	74	2440	2786			
24 x 42 Slim-Tilt	SKSRTC 2442REST	74	2799	3145			
24 x 48 Fix	SKSRTC 2448REFX	84	2504	2818	3394		
24 x 48 Slim-Tilt	SKSRTC 2448REST	84	2861	3176	3753		
24 x 60 Fix	SKSRTC 2460REFX	105	2563	2955	3575		
24 x 60 Slim-Tilt	SKSRTC 2460REST	105	2919	3310	3930		

Sample Product
Number Construction:

- 1 Choose your base model, including a top & edge style.
- 2 Specify the base finish, laminate or veneer code, and edge color.
- 3 a. Indicate selected base options.
b. Indicate selected top options.
c. Indicate selected power and data options.
d. Indicate selected wire management options.

**Base Options**

	Code	Price
Base Glides	BG1	\$ n/c

Finish Options

	Code	Price
Powder Coat - Standard		\$ n/c
Powder Coat - Premium		\$ 120
Platinum		\$ 360

Top Options

	Code	Price
Special Laminate	TSP	\$ call
Custom Cutout (per cutout)	TCC	\$ 87

Power & Data Options

Please reference the Power & Data Price List

Wire Management Options

	Code	Price
Basket, Under Top Mount*	WBT	\$ 70
Plastic Runner, Under Top Mount*	WRT	\$ 120
Cable Hook Legway	WCK	\$ 86
1 Oval Brush Grommet - Location A	WOA	\$ 70
2 Oval Brush Grommets - Location E	WOE	\$ 140
1 Oval Brush Grommet - Provide Location Print	WOG	\$ 70
1 Round Grommet - Location A	WRA	\$ 55
2 Round Grommets - Location E	WRE	\$ 110
1 Round Grommet - Provide Location Print	WRG	\$ 55

*Available on fixed rectangle tables only

1 base model

SKSR	T1	2460	RE	ST	LP2R
product line	base style	top size	top shape	table function	top, edge & corner

2 finish selections

SN	/	TW	D354-60	/	SN
base finish		top laminate manufacturer & laminate code			edge color

3 options

/	/	/
base option(s)	top option(s)	wire option(s)

An **SKSRT1 2460REST LP2R** is a Sky 24" x 60" rectangle table with slim-tilt Skware T1 style base and a laminate 1 1/4" thick top with a PVC edge with radius corners.

The codes **SN/TW D354-60/SN** specify a Snow base, Wilsonart D354-60 laminate and the PVC edge in Snow.



ADD 4%

WHEREVER YOU FIND TABLES AND CHAIRS VERSTEEL

Questions?
1.800.876.2120

Black = Fixed Bases
Blue = Slim-Tilt Bases

top > edge >	Laminate PVC	Laminate 3mm Wood	Laminate Soft PVC	Veneer Wood
	Flat 	Flat 	Bumper 	Flat
edge ordering code (radius corner) > or edge ordering code (square corner) > top thickness >	LP2R or LP2S 1 1/4"	LW2R or LW2S 1 1/4"	LB2R 1 1/4"	VW2R or VW2S 1 1/4"
	Fluted 	Fluted 		Fluted
	edge ordering code (radius corner) > or edge ordering code (square corner) > top thickness >	LPF2R or LPF2S 1 1/4"	LWF2R or LWF2S 1 1/4"	VWF2R or VWF2S 1 1/4"
top thickness price >	1 1/4"	1 1/4"		1 1/4"

Vela Style



T1

Table Description	Model #	Product Wt			
24 x 36 Fix	SKVET1 2436REFX	63	2401	2695	
24 x 36 Slim-Tilt	SKVET1 2436REST	63	2719	3034	
24 x 42 Fix	SKVET1 2442REFX	74	2485	2800	3300
24 x 42 Slim-Tilt	SKVET1 2442REST	74	2744	3091	
24 x 48 Fix	SKVET1 2448REFX	84	2502	2815	3318
24 x 48 Slim-Tilt	SKVET1 2448REST	84	2858	3172	3673
24 x 60 Fix	SKVET1 2460REFX	105	2557	2952	3524
24 x 60 Slim-Tilt	SKVET1 2460REST	105	2917	3309	3884
30 x 36 Fix	SKVET1 3036REFX	79	2472	2819	
30 x 36 Slim-Tilt	SKVET1 3036REST	79	2804	3150	
30 x 42 Fix	SKVET1 3042REFX	92	2509	2776	3239
30 x 42 Slim-Tilt	SKVET1 3042REST	92	2837	3215	
30 x 48 Fix	SKVET1 3048REFX	105	2587	2915	3490
30 x 48 Slim-Tilt	SKVET1 3048REST	105	2948	3274	3849
30 x 60 Fix	SKVET1 3060REFX	132	2643	3064	3704
30 x 60 Slim-Tilt	SKVET1 3060REST	132	3004	3424	4064



TC

24 x 36 Fix	SKVETC 2436REFX	63	2401	2695	
24 x 36 Slim-Tilt	SKVETC 2436REST	63	2719	3034	
24 x 42 Fix	SKVETC 2442REFX	74	2485	2800	3300
24 x 42 Slim-Tilt	SKVETC 2442REST	74	2744	3091	
24 x 48 Fix	SKVETC 2448REFX	84	2502	2815	3318
24 x 48 Slim-Tilt	SKVETC 2448REST	84	2858	3172	3673
24 x 60 Fix	SKVETC 2460REFX	105	2557	2952	3524
24 x 60 Slim-Tilt	SKVETC 2460REST	105	2917	3309	3884

Sample Product
Number Construction:

- 1 Choose your base model, including a top & edge style.
- 2 Specify the base finish, laminate or veneer code, and edge color.
- 3 a. Indicate selected base options.
b. Indicate selected top options.
c. Indicate selected power and data options.
d. Indicate selected wire management options.



Base Options	Code	Price
Base Glides	BG1	\$ n/c

Finish Options	Code	Price
Powder Coat - Standard		\$ n/c
Powder Coat - Premium		\$ 120
Platinum		\$ 360

Top Options	Code	Price
Special Laminate	TSP	\$ call
Custom Cutout (per cutout)	TCC	\$ 87

Power & Data Options
Please reference the Power & Data Price List

Wire Management Options	Code	Price
Basket, Under Top Mount*	WBT	\$ 70
Plastic Runner, Under Top Mount*	WRT	\$ 120
Cable Hook Legway	WCK	\$ 86
1 Oval Brush Grommet - Location A	WOA	\$ 70
2 Oval Brush Grommets - Location E	WOE	\$ 140
1 Oval Brush Grommet - Provide Location Print	WOG	\$ 70
1 Round Grommet - Location A	WRA	\$ 55
2 Round Grommets - Location E	WRE	\$ 110
1 Round Grommet - Provide Location Print	WRG	\$ 55

*Available on fixed rectangle tables only



An **SKVET1 2460REST LP2R** is a Sky 24" x 60" rectangle table with slim-tilt Vela T1 style base and a laminate 1 1/4" thick top with a PVC edge and radius corners.

The codes **SN/TW D354-60/SN** specify a Snow base, Wilsonart D354-60 laminate and the PVC edge in Snow.



VERSTEEL

All prices are delivered list price effective with date printed on cover and supersedes all other published price lists.

VERSTEEL reserves the right to change prices or specifications without prior notice. Orders are accepted subject to price prevailing at time of shipment.

VERSTEEL.COM

800.876.2120
2332 Cathy Lane Jasper, Indiana 47546

© 2019 Versteel